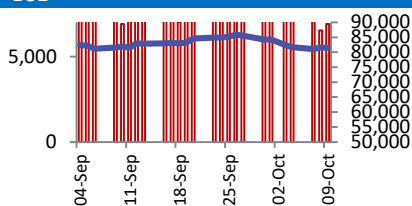
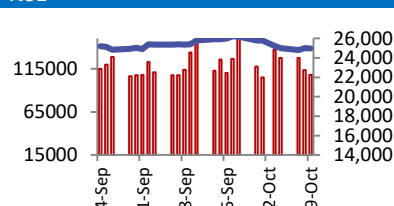


BSE



Open	81955
High	82319
Low	81343
Close	81467
Change	-168
Volume (Lacs)	8085
Turnover (Rs.inCr)	6908

NSE



Open	25066
High	25234
Low	24948
Close	24982
Change	-31
Volume(Lacs)	39727
Turnover(Rs.in Cr)	107912

World Markets	Current	Previous	Pt. Chg	Var(%)
Dow	42512	42080	432	1.0%
Dow Futures	42836	42813	23	0.1%
Nasdaq	18292	18183	109	0.6%
FTSE	8244	8191	53	0.6%
Nikkei	39395	39278	117	0.3%
Hang Seng	21288	20637	651	3.2%
Gift Nifty	25190	25189	2	0.0%
Straits Singapore	3611	3596	15	0.4%
South Korea	2611	2594	16	0.6%
Taiwan	22659	22659	Closed	Closed
Shanghai	3300	3259	41	1.3%

Commodity Prices	Current	Previous	Pt. Chg	Var(%)
Copper (\$/MT)	9675	9743	(67.5)	-0.7%
Alumin (\$/MT)	2541	2571	(30.0)	-1.2%
Zinc (\$/MT)	3020	3091	(71.0)	-2.3%
Brent Crude (\$/bbl)	77.1	76.6	0.5	0.6%
Gold (\$/Ounce)	2614	2608	6.5	0.2%
Silver (\$/Ounce)	30.6	30.5	0.1	0.3%
Light Crude (\$/bbl)	73.7	73.2	0.5	0.7%
N G (\$/mmbtu)	2.6	2.7	(0.0)	-0.5%
Sugar (\$/MT)	569.8	580.4	(10.6)	-1.8%
Rubber (Rs./kg)	206.5	210.0	(3.5)	-1.7%
Baltic Dry Index	1860	1907	(47.0)	-2.5%

Currency Exchange Rate	Current	Previous	Var(%)
Rs./\$ rate	83.96	83.96	0.00%
Rs./ Euro	92.08	92.26	-0.20%
Rs./Chinese Yuan	11.88	11.86	0.19%
Yen /\$ rate	149.18	149.31	-0.09%
\$ US/Euro	1.09	1.09	0.04%

Dollar Index	Current	Previous	Var(%)
Dollar Index	105.26	105.28	-0.02%

Support/ Resistance Levels for Today		
	Nifty	Bank Nifty Fut
Support 1	24900	51000
Support 2	24830	50770
Resistance	25050	51640

Securities in Ban For Trade	
BSOFT	BANDHANBNK
HINDCOPPER	RBLBANK
GRANULES	MANAPPURAM
GNFC	IDFCFIRSTB
PNB	SAIL
TATACHEM	

Market Review

US: Wall Street traders, preparing for important inflation data, pushed stocks to their record highs, with major tech companies once again driving the gains.

Asia: Share indices in Asia-Pacific rose on Thursday, tracking overnight gains on Wall Street ahead of the release of US CPI for Sep, which will provide clues about the Fed's policy going forward.

India: India's benchmark equity indices were back in the red after one session of ending higher as they erased gains in the last hour to close near Wed's lowest levels. Intraday, the indices had risen as much as around 1.2% after the RBI's monetary policy meeting changed the liquidity stance to 'neutral' from 'withdrawal of accommodation earlier, signalling a potential rate cut. The weekly futures contract of Nifty Bank closed flat on expiry day. The Nifty ended 0.12% or 31.20 points lower at 24981.95 and Sensex lost 0.21% or 167.7 points down at 81467.10. **Market is expected to open on gap up note and likely to witness range bound move during the day.**

Global Economy: The New Zealand govt reported a larger-than-expected budget deficit for the 2023-24 year as lower growth hurt govt revenue, the govt's accounts released Thursday showed. The govt recorded a budget deficit of NZ\$12.85 bn (\$7.79 bn) for the fiscal year ending June 30, 2024, larger than a deficit of NZ\$11.07 bn at the govt's budget in May. This is the fifth deficit recorded by the New Zealand govt. The govt said the worse-than-expected deficit was due to weaker results from govt entities and state-owned enterprises.

U.S. wholesale inventories rose less than initially thought in Aug amid a sharp moderation in the pace of increase in motor vehicle stocks, a trend that if sustained could temper expectations for robust economic growth in 3rd Qtr. The Commerce Department's Census Bureau said that wholesale inventories edged up 0.1%, revised down from the 0.2% gain estimated last month. Stocks at wholesalers rose 0.2% in July.

Commodities: Gold prices were little changed on Thursday, while traders await a key U.S. inflation print due later in the day to gain further clarity of the Fed's monetary policy stance.

Oil prices rose in early Asian trade on Thurs on concerns about potential supply disruptions in the Mid East, with Israel planning to strike oil-producer Iran, and on spikes in fuel demand as a major storm barreled into Florida.

Currency: The U.S. dollar traded near a two-month peak against major peers on Thurs as markets grew more confident about a patient approach from the Fed to further monetary easing, even as a key inflation report loomed later in the day.

FII Derivative Transactions (Rs. Cr)

Contracts	Purchase		Sell		Net	Open Interest (OI)		OI (Previous day)		Change	
	Contract	Value	Contract	Value	Value	Contract	Value	Contract	Value	Contract	Value
Index Future	59771	4138	113485	7791	(3653)	557841	37166	565079	37390	(7238)	(224)
Index Option	60989761	4472034	61423596	4508443	(36409)	6769492	440976	7895305	531097	(1125813)	(90121)
Stock Future	376934	30531	407279	32685	(2154)	4445096	351074	4414529	346907	30567	4167
Stock Option	567831	47777	652783	54657	(6880)	912819	72940	800377	63677	112442	9263
Total	61994297	4554480	62597143	4603576	(49096)	12685248	902156	13675290	979071	(990042)	(76915)

FII All Activity-BBG (Rs Cr)	Buy	Sell	Net
1-Oct-24	12923	18131	(5209)
3-Oct-24	17726	33232	(15507)
4-Oct-24	14962	24607	(9645)
7-Oct-24	14937	23063	(8127)
8-Oct-24	15789	21170	(5381)
Month to date- Oct	76336	120204	(43868)

FII (Prov.) (Rs Cr)	Buy	Sell	Net
3-Oct-24	17312	32555	(15243)
4-Oct-24	14525	24422	(9897)
7-Oct-24	14057	22351	(8293)
8-Oct-24	14774	20504	(5730)
9-Oct-24	11726	16289	(4563)
Month to date-Oct	85022	134327	(49305)

DII (Prov.) (Rs. Cr)	Buy	Sell	Net
3-Oct-24	25294	12381	12914
4-Oct-24	20287	11381	8905
7-Oct-24	23924	10679	13245
8-Oct-24	19495	12494	7001
9-Oct-24	14842	11333	3509
Month to date-Oct	118277	68094	50183

FII Debt - BBG (Rs. Cr)	Buy	Sell	Net
1-Oct-24	4760	2582	2178
3-Oct-24	3950	4449	(498)
4-Oct-24	4112	3654	458
7-Oct-24	2083	8581	(6498)
8-Oct-24	1107	2582	(1475)
Month to date- Oct	16013	21848	(5835)

Market Breadth	BSE		NSE	
	No.	%	No.	%
Advance	2705	67%	1831	65%
Decline	1248	31%	925	33%
Unchanged	97	2%	63	2%

Market Turnover	09-Oct	08-Oct	Var (%)
BSE Cash	6908	6529	6%
NSE Cash	107912	113420	-5%
NSE Futures	159056	141446	12%
NSE Options	67163748	45281573	48%
Total (Rs.Cr)	67437625	45542968	48%

Volatility Index	09-Oct	08-Oct
Volatility Index	14.12	14.59

Index PE - TTM	09-Oct	Yr. High	Yr. Low
Sensex	23.9	26.0	21.8
Nifty	23.5	28.8	20.3

Corporate News

Patanjali Foods gets CCI nod for Rs 1,100-crore buyout of parent's home & personal business care

The Competition Commission of India approved the acquisition of Patanjali AyurveAyurved's home and personal care business by Patanjali Foods for Rs 1,100 cr. This acquisition aims to boost Co's position in the FMCG market. Patanjali Foods had recorded a revenue of Rs 31,961.62 cr in the last fiscal year. (ET)

Adani Ent Launches QIP At Floor Price Of Rs 3,117.47 Per Share

Adani Enterprises announced the launch of its QIP offer worth Rs 4,200 cr at a floor price of Rs 3,117.47 per share. The floor price is at a discount of 6.08% of the closing price of Rs 3,153.75 p s. The company will issue 1.42 cr shares having a face value of Rs 1 each. The company may, at its discretion, offer a discount of not more than 5% on the floor price so calculated for the issue, according to an exchange filing. (NDTV)

Jindal Power abandons oil venture with Venezuela's PDVSA

Jindal Power is walking away from a venture that would have operated an oil-processing facility for Venezuela's state-controlled crude producer, according to people familiar with the matter. India's Jindal is exiting the deal under which it would have overseen one of Petroleos de Venezuela's key installations for producing and processing heavy-crude oil for export, said the people, who asked not to be named discussing non-public information. (Mint)

Economy

Cabinet approves supply of fortified rice under welfare schemes till Dec 2028 at cost of Rs 17,082 cr

The Union Cabinet chaired by Prime Minister Narendra Modi on Wednesday gave nod to the continuation of the universal supply of Fortified Rice under all schemes of the government including Pradhan Mantri Garib Kalyan Anna Yojana (PMGKAY) and other welfare schemes in its present form, from July 2024 and upto December 2028. 100 per cent of the funding will be given by the Central Government with a total cost of Rs 17,082 crore. (ET)

International

Former Pfizer executives not involved in Starboard's campaign against drugmaker

Pfizer's former CEO and Chair Ian Read and ex-CFO Frank D'Amelio said in a statement that they will not be involved with activist investor Starboard Value, which wants the U.S. drug giant to make changes to turn its performance around. (Inv)

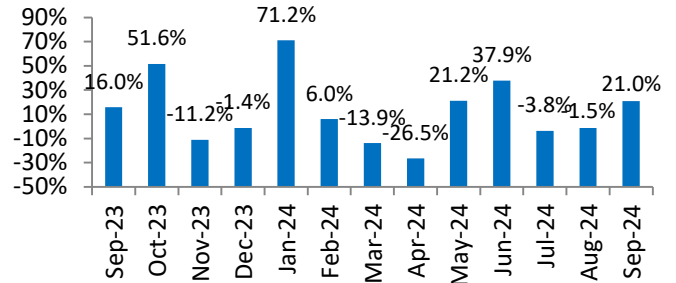
Top 5 Nifty Gainers	09-Oct	08-Oct	Var(%)
DIVISLAB	5990	5547	8.0%
CIPLA	1681	1641	2.4%
TATAMOTORS	939	920	2.1%
SBIN	797	781	2.0%
MARUTI	12761	12532	1.8%
Top 5 Nifty Losers	09-Oct	08-Oct	Var(%)
ITC	492	508	-3.2%
NESTLEIND	2516	2582	-2.5%
HINDUNILVR	2769	2819	-1.8%
BRITANNIA	6097	6204	-1.7%
ONGC	289	293	-1.7%

BSE Index Watch	Last	1 day	1 wk	1 mth	1 yr
SENSEX	81467	-0.2%	-3.3%	-0.6%	23.3%
MIDCAP	48401	1.1%	-2.2%	-0.5%	51.0%
SMLCAP	56111	1.2%	-2.3%	-0.6%	48.9%
AUTO	59792	0.8%	-2.4%	3.6%	64.6%
BANKEK	57980	0.3%	-3.5%	-0.2%	16.1%
Capital Goods	71238	0.7%	-2.5%	-0.4%	49.0%
FMCG	22704	-1.3%	-4.4%	-3.6%	21.1%
Health Care	44692	1.7%	1.0%	2.0%	59.6%
IT	43036	0.7%	0.5%	-0.5%	30.8%
METAL	33109	-0.1%	-4.4%	6.3%	44.2%
Oil & Gas	29965	-0.6%	-5.2%	-3.5%	61.3%
Power	8389	1.2%	-2.9%	3.7%	85.9%
Realty	8222	2.2%	-4.1%	1.3%	69.8%

NSE USD Futures	09-Oct	08-Oct	Var (%)
Oct Expiry (Rs./\$)	83.99	83.99	0.0%
Nov Expiry (Rs./\$)	83.97	83.97	0.0%
Total Turnover (Rs. Crore)	1135	723	57%

Sectors	TTM PE
Auto	33.7
Auto Ancillary	52.83
Banking	14.29
Engineering	43.22
Cement	83.24
Diamonds & Jewellery	50.58
Housing Finance	26.42
Infrastructure & Const	35.74
Metals-Aluminium	36.03
Metal – Steel	20.39
Oil Expl.	17.04
Pharma	11.35
Power – Gen. Supp.	45.95
Information Tech.	26.85
Sugar	22.89
Telecom Serv. Prov.	87.2
Tyres	27

SML Isuzu Monthly Volume Growth (YoY)
(Source: Company data)



10 year G-Sec Yield	Current	Previous	Change
US	4.06%	4.07%	(1) bps
Japan	0.95%	0.94%	1 bps
India	6.77%	6.81%	(4) bps
UK	4.18%	4.18%	(0) bps
Libor 3 Mths	4.85%	4.85%	(0) bps

Indian Eco Data	Current	Previous	Var(%)
Forex Reserve (US\$ in bn)	654	652	0.3%
Inflation - WPI	1.31%	2.04%	(73) bps
Inflation - CPI	3.65%	3.60%	5 bps

India GDP	Q1FY25	Q4FY24	Var(%)
Growth	6.70%	7.76%	(106)bps

Monetary Policy	Current	Previous	Change
Repo Rate	6.50%	6.50%	0 bps
Reverse Repo Rate	3.35%	3.35%	0 bps
CRR	4.50%	4.50%	0 bps
O/S Banking System Liquidity (Rs bn)	1540	1866	(326.3)

IIP Growth %	Jul-24	Jul-23	Apr-Feb
IIP	4.8	6.2	5.5
Mining	3.7	10.7	6.8
Manufacturing	4.6	5.3	4.5
Electricity	7.9	8.0	9.0

Bulk Deal As On 09/10/24

BSE					
Security Code	Security Name	Client Name	Deal	Quantity	Price
539506	ADCON	KUBER EQUITY SERVICES LLP	S	1446489	0.99
544183	ASSOCIATED	SHAGUFTA INVESTMENT PVT LTD	S	12000	264.11
544183	ASSOCIATED	SHAGUFTA INVESTMENT PVT LTD	B	11000	263.93
544183	ASSOCIATED	SHARE INDIA SECURITIES LIMITED	S	10000	265.48
544183	ASSOCIATED	SHARE INDIA SECURITIES LIMITED	B	10000	263.09
544183	ASSOCIATED	SHERWOOD SECURITIES PVT LTD	S	48000	263.68
544183	ASSOCIATED	SHERWOOD SECURITIES PVT LTD	B	50000	263.67
543439	BRANDBUCKET	MULTIPLIER SHARE & STOCK ADVISORS PRIVATE LIMITED	S	172000	17.62
537326	CHEMTECH	NARESH GUPTA	S	100000	277.95
538868	CSL	VIBHA GUPTA	S	404000	12.25
543516	DHYAANITR	JACKEY CHAMPALAL SHAH	S	112000	22.99
543516	DHYAANITR	KRISHNA TRADE FINANCE	S	44800	22.18
543516	DHYAANITR	KRISHNA TRADE FINANCE	B	229600	22.82
543516	DHYAANITR	RATHOD MANOJ CHHAGANLAL HUF	S	263200	22.81
513536	GNRL	SNORD TRADING PRIVATE LIMITED	S	1416961	24.14
514386	GUJCOTEX	MULTIPLIER SHARE & STOCK ADVISORS PRIVATE LIMITED	S	148718	11.84
505336	HARSHILAGR	MULTIPLIER SHARE & STOCK ADVISORS PRIVATE LIMITED	B	84873	87.55
505336	HARSHILAGR	SETU SECURITIES PVT. LTD.	S	15	87.55
505336	HARSHILAGR	SETU SECURITIES PVT. LTD.	B	60000	87.55
542332	HIKLASS	RATAN LAL	B	51240	6.49
542332	HIKLASS	RAVI OMPRAKASH AGRAWAL	S	51240	6.49
542924	JANUSCORP	SARFARAZ MOHAMMADISHAQUE SHAIKH	S	91000	9.94
542924	JANUSCORP	VIJAYKUMAR JAYANTILAL THAKKAR	B	84000	9.94
513250	JYOTISTRUC	AION JYOTI LLC	S	9187500	32.15
513250	JYOTISTRUC	SETU SECURITIES PVT. LTD.	S	1015942	32.07
513250	JYOTISTRUC	SETU SECURITIES PVT. LTD.	B	5638943	32.15
540953	KENVI	VIVID MERCANTILE LIMITED .	S	1473113	6.03
531328	KRETTOSYS	MULTIPLIER SHARE & STOCK ADVISORS PRIVATE LIMITED	S	1000000	1.48
531328	KRETTOSYS	MULTIPLIER SHARE & STOCK ADVISORS PRIVATE LIMITED	B	1000000	1.48
537669	LAXMIPATI	NNM SECURITIES PVT LTD	S	33000	109.08
537669	LAXMIPATI	NNM SECURITIES PVT LTD	B	42000	109.08
537669	LAXMIPATI	SHWETA SAURABH BANSAL	S	42000	109.08
512048	LUHARUKA	RAJENDRA KUMAR RAWAL	B	950000	3.65
514060	MARKOBENZ	AMIN ABDULBHAI NAYANI	S	101825	16.06
507836	MCCHRLS-B	CHATRABHUJ BASSARMAL PARDHANANI	S	160000	572.7
507836	MCCHRLS-B	RBS CONTRACTS PRIVATE LIMITED	B	158657	572.7
543351	NBL	JITENDRABHAI PUNJABHAI PATEL	S	64800	55.1
544265	NEXXUS	SHERWOOD SECURITIES PVT LTD	S	46800	145.15
544265	NEXXUS	SHERWOOD SECURITIES PVT LTD	B	9600	145.5
544269	NPFL	GREEN PEAKS ENTERPRISES LLP	B	90000	20.21
544269	NPFL	MULTIPLIER SHARE & STOCK ADVISORS PRIVATE LIMITED	B	120000	20.21
544269	NPFL	RAJESH JOSEPH	B	144000	20.21
544269	NPFL	SAJM GLOBAL IMPEX PRIVATE LIMITED	B	216000	19.87
544269	NPFL	VIKASA INDIA EIF I FUND-SHARE CLASS P	S	174000	19.8
540386	ONTIC	DAXABEN PRAVINBHAI SHAH	B	555555	0.75
531512	ORIENTTR	ALNASIR ABDUL AZIZ GILANI	B	206000	14.68
531512	ORIENTTR	ANISA ALNASIR GILANI	B	100000	14.64
531512	ORIENTTR	DAMINI COMMOALES LLP	B	88705	15.04
531512	ORIENTTR	NIRAJ RAJNIKANT SHAH	B	75750	15.36
540198	OSIAJEE	ANAND KUMAR YADAV	B	89685	47.97

530095	PRADHIN	TUSHAR GARG	B	20000	43.79
544257	SAFE	SHIVANI BIHANI	B	33000	66.78
531893	SAWABUSI	DEVARAJBACKARAJ	S	2962848	0.59
538875	SELLWIN	AYUSHI PIYUSHKUMAR PATEL	S	125319	27.32
538875	SELLWIN	AYUSHI PIYUSHKUMAR PATEL	B	133259	27.47
538875	SELLWIN	SWATI VASANT SANAS	S	152666	27.11
511493	SHRYDUS	ALL TRADE CONSULTANTS PRIVATE LIMITED	S	375075	27.6
511493	SHRYDUS	DHANANJAY CHOUBEY	S	523808	27.6
511493	SHRYDUS	DHANANJAY CHOUBEY	B	334464	27.54
511493	SHRYDUS	JAI VINAYAK SECURITIES	S	237792	27.15
511493	SHRYDUS	JAI VINAYAK SECURITIES	B	239792	27.31
511493	SHRYDUS	KAUSHAL HITESHBHAI PARIKH	S	370090	27.53
511493	SHRYDUS	KAUSHAL HITESHBHAI PARIKH	B	370090	27.51
511493	SHRYDUS	MULTIPLIER SHARE & STOCK ADVISORS PRIVATE LIMITED	S	958897	26.95
511493	SHRYDUS	MULTIPLIER SHARE & STOCK ADVISORS PRIVATE LIMITED	B	958897	27.57
511493	SHRYDUS	NARAYANBHAI SHIVRAM PATEL	B	180000	27.6
511493	SHRYDUS	SUNRISE GILTS AND SECURITIES PVT LTD	S	298000	27.6
511493	SHRYDUS	VIPUL NARAYANBHAI PATEL	B	200000	24.98
540914	SRUSTEELS	MULTIPLIER SHARE & STOCK ADVISORS PRIVATE LIMITED	S	500000	8.01
540914	SRUSTEELS	SRESTHA FINVEST LIMITED	S	489866	8.19
540914	SRUSTEELS	SRESTHA FINVEST LIMITED	B	526021	8.26
538733	STARLIT	PCM POWER GENERATION PRIVATE LIMITED	S	123189	2.75
543745	SVS	CHAVDA DEVYANIBEN ANILKUMAR	B	120000	18.17
511447	SYLPH	DEVIYAM FINVEST PRIVATE LIMITED	S	2500000	1.14
539278	SYMBIOX	SUMANCHEPURI	S	210000	3.38
526638	TEXELIN	MULTIPLIER SHARE & STOCK ADVISORS PRIVATE LIMITED	S	75000	82.2
538920	VINCOFE	ANANT WEALTH CONSULTANTS PRIVATE LIMITED	S	861068	124.37
538920	VINCOFE	ANANT WEALTH CONSULTANTS PRIVATE LIMITED	B	4896	125.64
538920	VINCOFE	GLAD GLOBAL GENERAL TRADING L.L.C	B	801186	124.06

NSE

Security Code	Security Name	Client Name	Deal	Quantity	Price
AHIMSA	Ahimsa Industries Ltd.	ADITYA PRABODHBHAI DAVE	BUY	30000	42.5
AHIMSA	Ahimsa Industries Ltd.	BHANSALI VALUE CREATIONS PVT LTD	BUY	30000	42.5
AHIMSA	Ahimsa Industries Ltd.	MAYURKUMAR BABUBHAI PATEL	SELL	126000	42.5
ATALREAL	Atal Realtech Limited	ARC FINANCE LIMITED	SELL	3500000	8.45
ATALREAL	Atal Realtech Limited	MARKET-HUB STOCK BROKING PVT. LTD.	BUY	1447400	8.5
BIKEWO	Bikewo Green Tech Limited	MANSI SHARE AND STOCK ADVISORS PVT LTD	BUY	126000	33.98
GAJANAND	Gajanand International L	NIKUNJ STOCK BROKERS LTD	SELL	105000	24.63
IDFC	IDFC Limited	UBS PRINCIPAL CAPITAL ASIA LIMITED	BUY	8148705	107.92
KRITIKA	Kritika Wires Limited	SETU SECURITIES PRIVATE LIMITED	SELL	2500000	14.97
KRITIKA	Kritika Wires Limited	TRADE CORNER	BUY	2105980	13.7
MRO-TEK	MRO-TEK Realty Ltd	JITENDRA MOHANDAS VIRWANI	SELL	119249	104.35
OSIAHYPER	Osia Hyper Retail Ltd	TOPGAIN FINANCE PRIVATE LIMITED	BUY	700000	42.91
PHOGLOBAL	Phoenix Overseas Limited	ARYA FIN-TRADE SERVICES (INDIA) PVT. LTD	BUY	100000	42.6
PHOGLOBAL	Phoenix Overseas Limited	JAIN VANIJYA UDYOG LIMITED	SELL	200000	42.67
PHOGLOBAL	Phoenix Overseas Limited	MANISH GROVER	BUY	102000	44.29
SECL	Salasar Exterior Cont Ltd	ACME FERRO ALLOYS PVT LTD	BUY	656250	30.35
SPRL	SP Refractories Limited	YOGESH KUMAR SHARMA	SELL	9600	143.35
TGL	Teerth Gopicon Limited	MULTIPLIER SHARE & STOCK ADVISORS PRIVATE LIMITED	BUY	99600	520.15
VERTOZ	Vertoz Limited	SAJM GLOBAL IMPEX PRIVATE LIMITED	SELL	4763520	23.7

Disclosure:

Research Reports that are published by Nirmal Bang Securities Private Limited (hereinafter referred to as “NBSPL”) are for private circulation only. NBSPL is a registered Research Analyst under SEBI (Research Analyst) Regulations, 2014 having Registration no. INH000001766. NBSPL is also a registered Stock Broker with National Stock Exchange of India Limited, BSE Limited, Metropolitan Stock Exchange of India Limited, Multi Commodity Exchange of India Limited and , National Commodity and Derivative Exchange Limited in Capital Market , Equity and Commodities derivatives segments and Currency Derivatives Segment .

NBSPL has other business divisions with independent research teams separated by Chinese walls, and therefore may, at times, have different or contrary views on stocks and markets.

NBSPL or its associates have not been debarred / suspended by SEBI or any other regulatory authority for accessing / dealing in securities Market since last 20 years. NBSPL, its associates or analyst or his relatives do not hold any financial interest (Except Investment) in the subject company. NBSPL or its associates or Analyst do not have any conflict or material conflict of interest at the time of publication of the research report with the subject company. NBSPL or its associates or Analyst or his relatives may or may not hold beneficial ownership of 1% or more in the subject company at the end of the month immediately preceding the date of publication of this research report.

NBSPL or its associates / analyst has not received any compensation / managed or co-managed public offering of securities of the company covered by Analyst during the past twelve months. NBSPL or its associates have not received any compensation or other benefits from the company covered by Analyst or third party in connection with the research report. Analyst has not served as an officer, director or employee of Subject Company. NBSPL / analyst has not been engaged in market making activity of the subject company.

Analyst Certification: The research analysts and authors of these reports, hereby certify that the views expressed in this research report accurately reflects my/our personal views about the subject securities, issuers, products, sectors or industries. It is also certified that no part of the compensation of the analyst(s) was, is, or will be directly or indirectly related to the inclusion of specific recommendations or views in this research. The analyst(s) principally responsible for the preparation of this research report and has taken reasonable care to achieve and maintain independence and objectivity in making any recommendations.

Disclaimer:

The Research Report is for the personal information of the authorized recipient and does not construe to be any investment, legal or taxation advice. NBSPL is not soliciting any action based upon it. Nothing in the research report shall be construed as a solicitation to buy or sell any security or product, or to engage in or refrain from engaging in any such transaction. In preparing the research report, we did not take into account the investment objectives, financial situation and particular needs of the reader.

The research report has been prepared for the general use of the clients of NBSPL and must not be copied, either in whole or in part, or distributed or redistributed to any other person in any form. If you are not the intended recipient you must not use or disclose the information in the research report in any way. Though disseminated to all the customers simultaneously, not all customers may receive the research report at the same time. NBSPL will not treat recipients as customers by virtue of their receiving the research report. The research report is not directed or intended for distribution to or use by any person or entity resident in a state, country or any jurisdiction, where such distribution, publication, availability or use would be contrary to law, regulation or which would subject NBSPL & its group companies to registration or licensing requirements within such jurisdictions.

The report is based on the information obtained from sources believed to be reliable, but we do not make any representation or warranty that it is accurate, complete or up-to-date and it should not be relied upon as such. We accept no obligation to correct or update the information or opinions in it. NBSPL or any of its affiliates or employees shall not be in any way responsible for any loss or damage that may arise to any person from any inadvertent error in the information contained in the research report. NBSPL or any of its affiliates or employees do not provide, at any time, any express or implied warranty of any kind, regarding any matter pertaining to this report, including without limitation the implied warranties of merchantability, fitness for a particular purpose, and non-infringement. The recipients of the research report should rely on their own investigations.

This information is subject to change without any prior notice. NBSPL reserves its absolute discretion and right to make or refrain from making modifications and alterations to this statement from time to time. Nevertheless, NBSPL is committed to providing independent and transparent recommendations to its clients, and would be happy to provide information in response to specific client queries.

Before making an investment decision on the basis of research report, the reader needs to consider, with or without the assistance of an adviser, whether the advice is appropriate in light of their particular investment needs, objectives and financial circumstances. There are risks involved in securities trading. The price of securities can and does fluctuate, and an individual security may even become valueless. International investors are reminded of the additional risks inherent in international investments, such as currency fluctuations and international stock market or economic conditions, which may adversely affect the value of the investment. Opinions expressed are subject to change without any notice. Neither the company nor the director or the employees of NBSPL accept any liability whatsoever for any direct, indirect, consequential or other loss arising from any use of the research report and/or further communication in relation to the research report. Here it may be noted that neither NBSPL, nor its directors, employees, agents or representatives shall be liable for any damages whether direct or indirect, incidental, special or consequential including lost revenue or lost profit that may arise from or in connection with the use of the information contained in the research report.

Copyright of this document vests exclusively with NBSPL.

Our reports are also available on our website

Registration granted by SEBI and certification from NISM in no way guarantee performance of NBSPL or provide any assurance of returns to investors.

Nirmal Bang Research (Division of Nirmal Bang Securities Pvt. Ltd.)

B-2, 301/302, Marathon Innova,
Opp. Peninsula Corporate Park
Off. Ganpatrao Kadam Marg
Lower Parel(W), Mumbai-400013
Board No. : 91 22 6723 8000/8001
Fax. : 022 6723 8010